

# Waterbus Cruise around Tokyo

Water Bus and Tokyo Sky Tree®



Scan to access TOKYO MIZUBE CRUISING LINE in multiple languages.

Tokyo Mizube Cruising Line

# MAP

Waterbus service closed:

Monday to Wednesday in August

Monday to Tuesday in September-March



## Operating route

### Express

- ① Ryogoku Rivercenter
- ↓
- ③ Asakusa Nitemmon
- ↓
- ⑥ WATERS Takeshiba
- ↓
- ⑦ Odaiba Seaside Park
- ↓
- ⑥ WATERS Takeshiba
- ↓
- ① Ryogoku Rivercenter
- ↓
- ③ Asakusa Nitemmon
- ↓
- ① Ryogoku Rivercenter

### Local

- ① Ryogoku Rivercenter
- ↓
- ② Sumidakuyakushomae
- ↓
- ③ Asakusa Nitemmon
- ↓
- ④ Etchujima
- ↓
- ⑤ Seiroka Gardenmae
- ↓
- ⑥ WATERS Takeshiba
- ↓
- ⑦ Odaiba Seaside Park
- ↓
- ⑥ WATERS Takeshiba
- ↓
- ⑤ Seiroka Gardenmae
- ↓
- ④ Etchujima
- ↓
- ① Ryogoku Rivercenter
- ↓
- ② Sumidakuyakushomae
- ↓
- ③ Asakusa Nitemmon
- ↓
- ① Ryogoku Rivercenter

※Please check the timetable on the back side.

On weekdays, Waterbus doesn't stop at ②Sumida-kuyakusho-mae, ④Etchujima and ⑤Seiroka Garden-mae.

# Asakusa-Odaiba Cruise

Circuit through the Sumida River and Odaiba. Pass under the Rainbow Bridge from Asakusa on the way to Odaiba. Around Asakusa the Tokyo Sky Tree® can be seen, as well as the Senbon Zakura in Sumida Park in the spring. It is convenient to use the "Sumida River Walk" between Tokyo Sky Tree® and Asakusa Nitenmon Pier.

## ● Timetable

- Please check the schedule of each cruise by phone or website.
- Services may be canceled or courses changed due to weather conditions or tide levels.

	Pier	Express1	Local1	Express2	Local2	Express3
①	Ryōgoku Rivercenter	9:15	10:25	12:15	14:05	15:10
②	Sumida - kuyakushomae	↓	10:35	↓	14:15	↓
③	Asakusa Nitemmon	9:30	10:40	12:30	14:20	15:25
④	Etchūjima	↓	11:10	↓	14:50	↓
⑤	Seiroka Garden-mae	↓	11:20	↓	15:00	↓
⑥	WATERS Takeshiba	10:10	11:35	13:10	15:15	16:05
⑦	Odaiba Sea - side Park	Arr. 10:30 Dep. 10:35	Arr. 11:55 Dep. 12:00	Arr. 13:30 Dep. 13:35	Arr. 15:35 Dep. 15:40	Arr. 16:25 Dep. 16:30
⑥	WATERS Takeshiba	10:55	12:20	13:55	16:00	16:50
⑤	Seiroka Garden-mae	↓	12:35	↓	16:15	↓
④	Etchūjima	↓	12:45	↓	16:25	↓
①	Ryōgoku Rivercenter	11:25	13:05	14:25	16:45	17:20
②	Sumida - kuyakushomae	↓	13:15	↓	16:55	↓
③	Asakusa Nitemmon	11:35	13:20	14:35	17:00	17:30
①	Ryōgoku Rivercenter	11:45	13:30	14:45	17:10	17:40

- On weekdays, waterbus doesn't stop at ②Sumida-kuyakusho-mae, ④Etchujima, and ⑤Seiroka Garden-mae.

## ● Fare

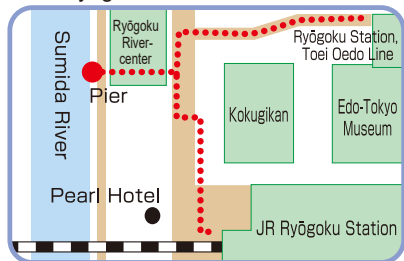
- The table indicates per-person adult fares. (An adult is defined as a person who is above elementary school age.)
- For elementary school age children, half the adult fare applies.
- For preschool age children, the fare is free on a one-child-per-adult basis. For each additional child, the fare for elementary school age children applies. For each additional child, the fare for elementary school age children applies.
- Please purchase your ticket at each pier ticket office. (Tickets are available on the passenger ship boarding at unattended piers.)

	Ryōgoku River-center	Sumida - kuyakusho-mae	Asakusa Nitemmon	Etchū-jima	Seiroka Garden-mae	WATERS Takeshiba	Odaiba Seaside Park	WATERS Takeshiba	Seiroka Garden-mae	Etchū-jima	Ryōgoku River-center	Sumida - kuyakusho-mae	Asakusa Nitemmon	Ryōgoku River-center
Ryōgoku River-center	400	400	700	700	700	700	700	700	700	700	700	700	700	400
Sumida - kuyakusho-mae		200	700	700	700	700	700	700	700	700	700	700	700	400
Asakusa Nitemmon			200	700	700	700	700	700	700	700	700	700	700	400
Etchū-jima				400	700	700	700	700	700	700	700	700	700	400
Seiroka Garden-mae					400	700	700	700	700	700	700	700	700	400
WATERS Takeshiba						400	700	700	700	700	700	700	700	400
Odaiba Seaside Park							400	700	700	700	700	700	700	400
WATERS Takeshiba								400	700	700	700	700	700	400
Seiroka Garden-mae									400	700	700	700	700	400
Etchū-jima										400	700	700	700	400
Ryōgoku River-center											400	700	700	400
Sumida - kuyakusho-mae												400	700	400
Asakusa Nitemmon													400	400
Ryōgoku River-center														400

## Landing Site Information

### ① Ryogoku Rivercenter

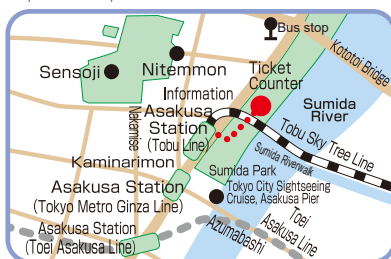
1-2-13, Yokoami, Sumida-ku  
Hulic Ryogoku Rivercenter 2F



- 3 minutes' walk from the west exit of Ryōgoku Station on the JR Sobu line
- 6 minutes' walk from the A3 exit of Ryōgoku Station on the Toei Oedo line

### ③ Asakusa Nitemmon

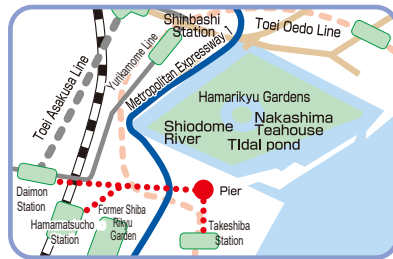
1-1, Hanakawado, Taito-ku Sumida-Park Information Office



- 6 minutes' walk from the No.5 exit of Asakusa Station on the Tokyo Metro Ginza line
- 6 minutes' walk from the north exit of Asakusa Station on the Toei Sky Tree line
- 8 minutes' walk from the A3 exit of Asakusa Station on the Toei Asakusa line
- 6 minutes' walk from the Nitemmon gate of Sensoji

### ⑥ WATERS takeshiba

1-chome, 10-30 Kaigan Minato-ku



- 7 minutes' walk from Hamamatsucho Station on the JR Yamanote line,monrail
- 8 minutes' walk from Daimon Station on the Toei Oedo line, Asakusa line
- 4 minutes' walk from Takeshiba Station on the Yurikamome line

### ⑦ Odaiba Seaside Park

1-4-1, Daiba, Minato-ku



- 5 minutes' walk from Daiba Station on the Yurikamome line
- 10 minutes' walk from Tokyo Teleport Station on the Rinkai line

## Points to Note

- Animals (dogs, cats, etc.) are not permitted on board, even if they are housed in a pet carrier.
- Wheelchair users planning a cruise are requested to contact us in advance.
- Smoking is not permitted on board.
- Due to bad weather and/or tidal levels, boat routes may be altered or cancelled.
- Operation schedule is subject to change. Please be sure to check on the web site or phone in advance.

Kasai Rinkai Park boat service and Night Cruise are also in operation.

For more information, please visit our website.



WEBSITE



Twitter